



Pātaka Whenua Guidance

Guest User Guide

Date produced: 14 August 2023
Last modified: 14 December 2023

Te Kooti Whenua Māori



Māori Land Court

Guest User Guide

Te Kooti Whenua Māori – Māori Land Court

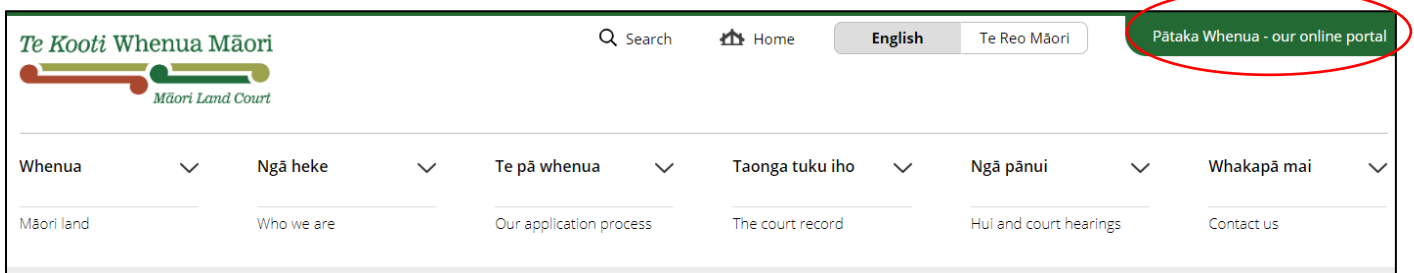
You do not need to register in Pātaka Whenua to be able to access information or make an application or enquiry.

How to access Pātaka Whenua as a **Guest User**. You can use the Guest User function for:

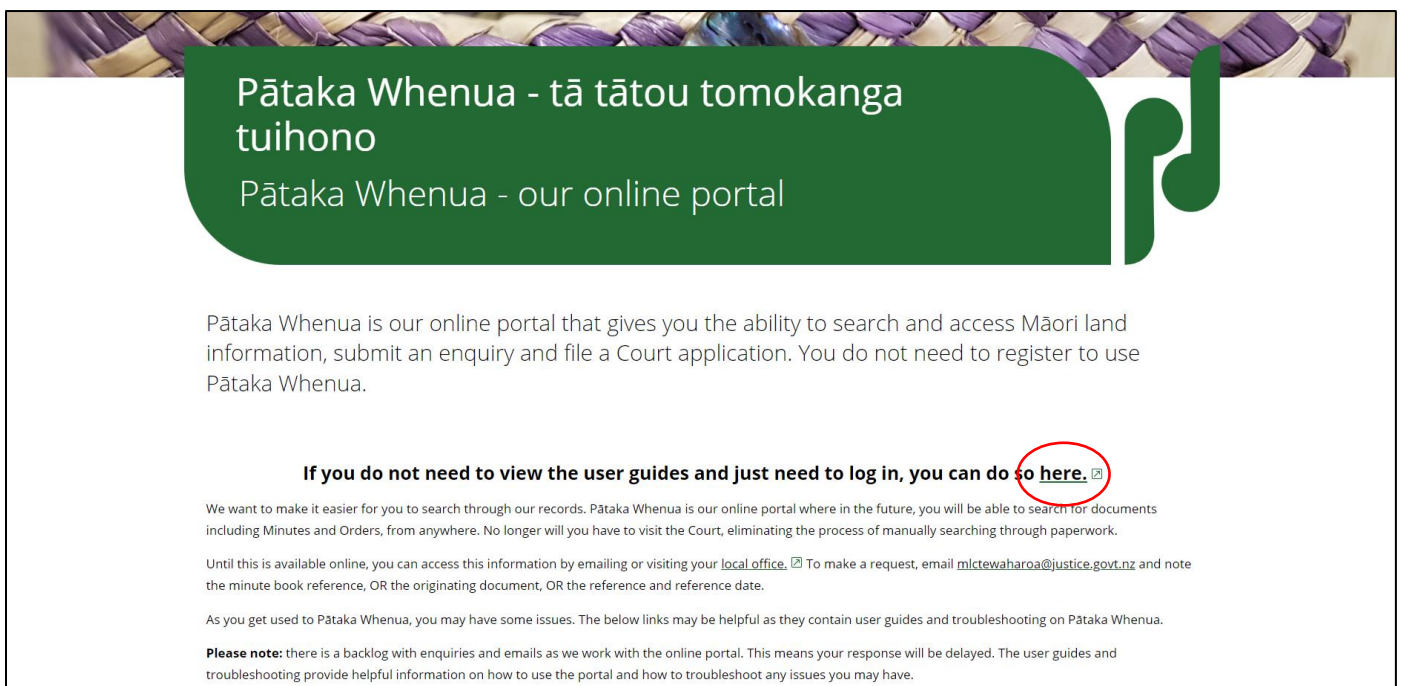
- Block Map
- Search
 - Block
 - Document
 - Management structure
 - Ownership
- Submit an Enquiry
- Submit an Application

Step 1

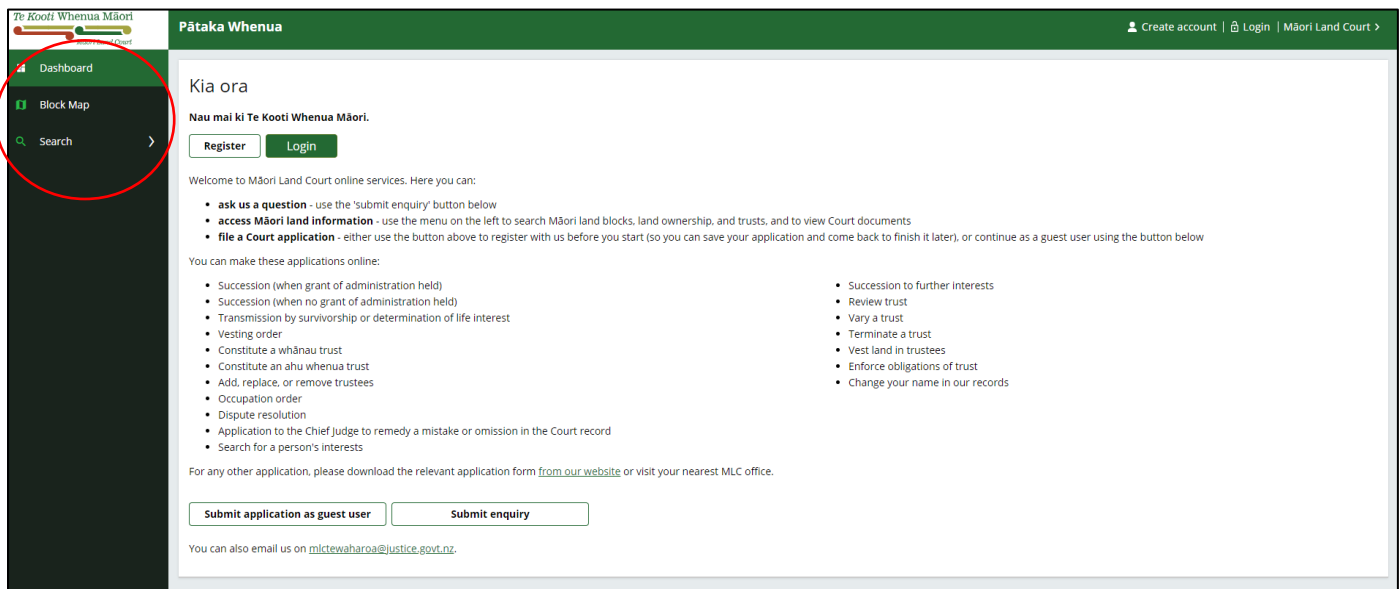
1.1 Click “Pātaka Whenua – our online portal” tab



1.2 Scroll down and click on “here” to get straight into Pātaka Whenua

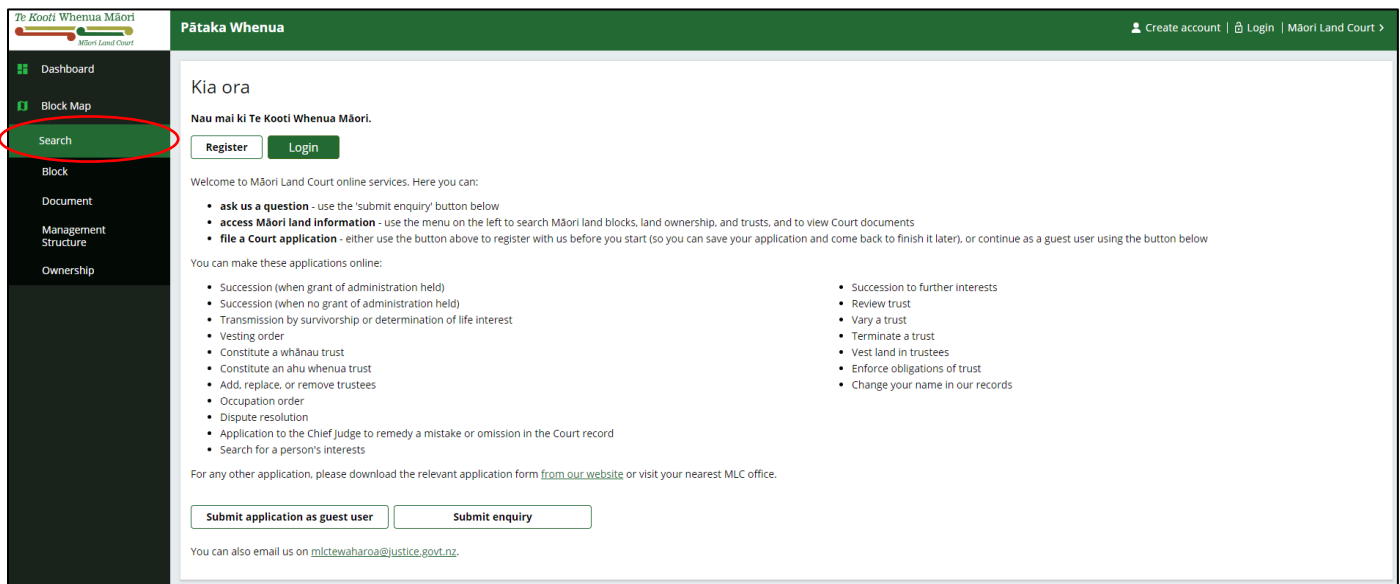


1.3 On the left-hand side of the page you will see:



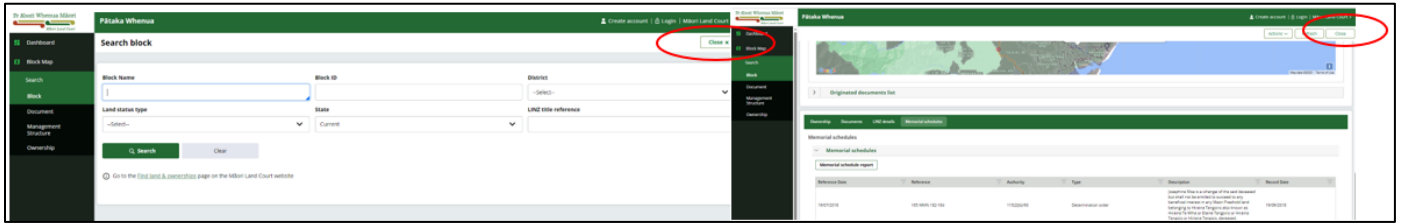
Step 2

Search – when you click on “Search” you can search for block, document, management structure and ownership





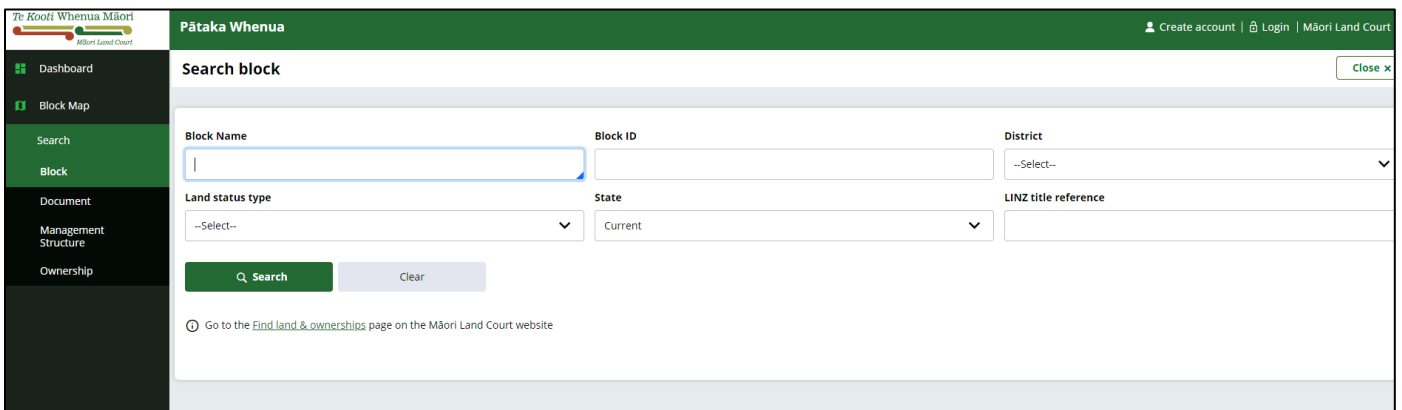
TIP: If you want to submit a new search, click “Close” in the top right-hand corner of the screen otherwise you will keep getting an error message.



2.1 BLOCK – When searching under “Block” it will show you:

- Owner details overview
- Area details
- Map of block
- Ownership details which include
 - Land administrator if a trust or incorporation is in place
 - Ownership details

2.2 SEARCHING THE BLOCK



- a. If you know the block name, start typing under “Block Name” and then click “Search”
- b. If you do not know the block name, you can search for this via the “Block Map” from the menu on the left side of your screen
- c. Otherwise, you can find the block via an “Ownership” search



TIP: Type slowly to allow the system to populate the results

2.3 PRINTING BLOCK DETAILS

- a. Click on the “Block ID” number that is underlined below for the block you are looking up.

Search block

Block Name: Mahanga 1 | Block ID: | District: --Select--


Land status type: --Select-- | State: Current | LINZ title reference:

Q Search | Clear

Go to the [Find land & ownerships](#) page on the Māori Land Court website

Search results

Block ID	Block Name	Alternate Name	District	State	Land status type
<u>24204</u>	Mahanga 1		Tairāwhiti	Current	Māori Freehold Land
<u>24120</u>	Mahanga 1C1A1		Tairāwhiti	Current	Māori Freehold Land
<u>24117</u>	Mahanga 1C1A2	Mahanga 1C1A2 and Others (Aggregated)	Tairāwhiti	Current	Māori Freehold Land
<u>24116</u>	Mahanga 1C1A2, 2F, Opoutama MR Sec 17A, 65, 66 & 79C and Umumango 1D (Aggregate d)		Tairāwhiti	Current	Aggregate
<u>24118</u>	Mahanga 1C1A3		Tairāwhiti	Current	Māori Freehold Land
<u>24119</u>	Mahanga 1C1B		Tairāwhiti	Current	Māori Freehold Land
<u>24120</u>	Mahanga 1C1C1		Tairāwhiti	Current	Māori Freehold Land

- b. Once the block details are on the screen, click the print icon  (right-hand side of the screen)
- c. A pop-up screen will appear – click “Print”. This should take you to *another* pop-up screen to print
- d. Click print if you would like to print it, otherwise, if you would prefer to save the document, under the “Printer” drop-down menu, select “Microsoft Print to PDF”

Pātaka Whenua

BlockMap - Work - Microsoft Edge

Block Name: Mahanga 1

Block ID: 24204 | Plan No: ML 8710

District: Tairāwhiti | LINZ title reference: 346366

Title Order Type: Title Order | Total Area(ha): 337.8

Title Order Reference: 2 TAI 262-264, 2 TAI 262-264 | Total Shares: 6110.692

Date Of Title Order: 26/07/1976 | Allocated owners: 379

Land Status: Māori Freehold Land

Map: Parcel ID(s): 6939106

Print

2.4 MEMORIAL SCHEDULES

- a. To view the memorial schedules details, on the block details screen, scroll down. You will then see 4 tabs:
 - i. Ownership
 - ii. Documents
 - iii. LINZ details
 - iv. Memorial schedules
- b. Click on the “Memorial schedules” tab

The screenshot shows the Māori Land Court website interface. The navigation menu on the left includes 'Dashboard', 'Block Map', 'Search', 'Block', 'Document', 'Management Structure', and 'Ownership'. The main content area is titled 'Pātaka Whenua' and features a map at the top. Below the map, there is a section for 'Originated documents list'. The 'Memorial schedules' tab is selected and highlighted with a red circle. Underneath, the 'Memorial schedule report' link is also highlighted with a red circle. A table of memorial schedules is displayed below.

Reference Date	Reference	Authority	Type	Description	Record Date
19/07/2018	165 WMN 182-184	115(2)(b)/93	Determination order	Josephine Moa is a whangai of the said deceased but shall not be entitled to succeed to any beneficial interest in any Maori Freehold land belonging to Hiraina Tangoiro also known as Hiraina Te Miha or Elaine Tangoiro or Hiraina Tangoiro or Hiriana Tangoiro, deceased.	19/09/2018
02/11/2009	90 Rua 1-3	18(1)(a)/93	Determination order	Mahanga 1 is the property of the owners to be administered by the Trustees and immediate release of the said funds to the Trustees.	03/02/2010
02/11/2009	90 Rua 1-3	244/93	Variation of Trust	The said Trust is varied by adding the following clause: 7. The number of Trustees to be appointed will be five.	03/02/2010
16/04/2007	ML 8710		Surveyed	Block surveyed on ML 8710	10/11/1998
16/04/2007	346366	Certificate of Title	Others	Registration completed under the MFLR Project	16/04/2007
02/02/2007	170 GIS 11-15	332/73	Others	Block surveyed under ML 8710	07/03/2007
08/02/1996	139 GIS 87-88	220/93	Others	Block vested in Trustees	14/03/2007
02/08/1994	92 Wr 168	S.131/1993	Determination order	Determining status as Maori freehold land.	06/04/1999

- c. If you wish to print, click on “Memorial schedule report”
- d. Click “Actions” on the top right-hand side of your screen
- e. Click either “Export to PDF” or “Export to Excel” – whichever you prefer

The screenshot shows the 'Memorial Schedule Report' page. The page displays a table of memorial schedules with columns for EntityID, Record Date, Reference Date, Reference, Authority, Type, Description, and Description. The 'Actions' menu is open in the top right corner, showing options for 'Refresh', 'Export to PDF', and 'Export to Excel'. The 'Export to PDF' and 'Export to Excel' options are highlighted with a red circle.

EntityID	Record Date	Reference Date	Reference	Authority	Type	Description
24204	19/09/2018	19/07/2018	165 WMN 182-184	115(2)(b)/93	Determination order	Josephine Moa is a whangai of the said deceased but shall not be entitled to succeed to any beneficial interest in any Maori Freehold land belonging to Hiraina Tangoiro also known as Hiraina Te Miha or Elaine Tangoiro or Hiraina Tangoiro or Hiriana Tangoiro, deceased.
24204	03/02/2010	02/11/2009	90 Rua 1-3	18(1)(a)/93	Determination order	Mahanga 1 is the property of the owners to be administered by the Trustees and immediate release of the said funds to the Trustees.
24204	03/02/2010	02/11/2009	90 Rua 1-3	244/93	Variation of Trust	The said Trust is varied by adding the following clause: 7. The number of Trustees to be appointed will be five.
24204	10/11/1998	16/04/2007	ML 8710		Surveyed	Block surveyed on ML 8710
24204	16/04/2007	16/04/2007	346366	Certificate of Title	Others	Registration completed under the MFLR Project
24204	07/03/2007	02/02/2007	170 GIS 11-15	332/73	Others	Block surveyed under ML 8710
24204	14/03/2007	08/02/1996	139 GIS 87-88	220/93	Others	Block vested in Trustees
24204	06/04/1999	02/08/1994	92 Wr 168	S.131/1993	Determination order	Determining status as Maori freehold land.
24204	06/04/1999	23/09/1983	20 Rua 317		Confirmation of resolution	Order confirming resolution of assembled owners to lease to Tipuna Tangere for 21 yrs from 1.9.81. ROR for a further 21 yrs.

2.5 SEARCHING DOCUMENTS – See our user guide on how to [Search for Documents](#) on our website.

2.6 MANAGEMENT STRUCTURE – Here you can find Trusts, Incorporations, Māori Reservations and others, and it will show you:

- The overview of the organisation’s management structure
- Members of the trust etc
- Ownership details
- Contact details for the Administrator

The screenshot shows the 'Search Management Structure' interface. The 'Organisation Name' field is empty. The 'Organisation ID' field is empty. The 'District' dropdown is set to '--Select--'. The 'File Reference' field is empty. The 'Organisation type' dropdown is open, displaying a list of options including Whānau Trust, Whenua Tōpū Trust, Kai tiaki Trust, Ahu Whenua Trust, Pūtea Trust, Māori Reservation, Māori Incorporation, Limited Company, Trust, Incorporation, Charitable trust, Crown entity/Agent, Government department/Ministry, Incorporated society, Limited liability company/Partnership, Local government entity/Agent, Māori trust board, Post treaty settlement entity, and Private trust. Below the form, there is a link: 'Go to the [Find land & ownerships](#) page on the Māori Land Court website'.

2.7 SEARCHING MANAGEMENT STRUCTURE

- If you know the name of the Organisation that you are wanting to search, start typing under the “Organisation Name” field
- This should bring up the organisation you are looking for
- Click on the Organisation and click “Search”
- Click on the “Organisation ID” number (coloured green and underlined)

The screenshot shows the search results for 'Te Five One Karakia Brown Whanau Trust'. The search criteria are: Organisation Name: Te Five One Karakia Brown Whanau Trust; District: --Select--; File Reference: ; State: Current. The search results table is as follows:

Organisation ID	Organisation name	Organisation type	District	State	Has ongoing application
<u>114966</u>	Te Five One Karakia Brown Whanau Trust	Whānau Trust	Te Waipounamu	Current	
<u>115166</u>	Te Five One Karakia Brown Whanau Trust	Whānau Trust	Te Waipounamu	Current	

e. Organisation details will now be showing

Te Kōoti Whenua Māori
Pātaka Whenua
Create account | Login | Māori Land Court >

Actions Refresh Close

Te Five One Karakia Brown Whanau Trust

Organisation ID	Organisation type	District	File Reference	Purpose
115166	Whānau Trust	Te Waipounamu	A20090008929	

Organisation members

View all

Organisation member name	Originating document	Relationship Type	State	From	To	
Karen Rose Harata Brown	136.SI.125-129	Responsible Trustee	Current	03/08/2009		
Tai Matthew Karakia Brown	136.SI.125-129	Responsible Trustee	Current	03/08/2009		
Tania May Awahina Karakia Brown	136.SI.125-129	Responsible Trustee	Current	03/08/2009		
Tara Marie Karakia Brown	136.SI.125-129	Responsible Trustee	Current	03/08/2009		
Tasha Maruwa Karakia Brown	136.SI.125-129	Responsible Trustee	Current	03/08/2009		

Originated documents list

Ownership
Details
Review details
History
Documents

View all

Land Administrator

Ownership

Block ID	Block Name	District	Originating Document	Type	Shares	Ratio	State
24050	Kourateuwahi 1E1B2B3	Tairāwhiti	136.SI.125-129	Absolute	184.93334		Current
24050	Kourateuwahi 1E1B2B3	Tairāwhiti	77.TCT.103-106	Absolute	36.98666		Current
24113	Kourateuwahi 262B	Tairāwhiti	136.SI.125-129	Absolute	0.0975		Current
24113	Kourateuwahi 262B	Tairāwhiti	20.TKW.282-284	Absolute	0.01625		Current

2.8 OWNERSHIP – Please note there may be multiple Person IDs associated with one owner. Please click on all names in the list to view all ownership details. When searching for ownership it will show:

- Owners details
- Block associated with that owner
- Share amounts
- Any Trusts if applicable

2.9 SEARCHING OWNERSHIP



TIP: When looking for an owner put a “%” (wildcard) in between the first and last name. This is important if they have a middle name, for example, Tane%Wahine

The screenshot shows the 'Search Ownership' interface. The 'Owner name' field is highlighted with a red circle and contains the text 'Tracy%Kearns'. Below the search fields, there is a 'Search' button and a 'Clear' button. The search results table is also shown, with the first row circled in red. The table has the following columns: Owner name, Block Name, Type, Shares/Ratio, and Minute book reference.

Owner name	Block Name	Type	Shares/Ratio	Minute book reference
Tracy Kearns	Rotokaurūwā 11H2	Absolute	0.233161	23 RGTA 42
Tracy Kearns	Mahanga 1	Absolute	0.806661	23 RGTA 42
Tracy Kearns	Heruopara A1D2	Absolute	0.193341	23 RGTA 42
Tracy Kearns	Tikapa A13	Absolute	5.111091	191 GIS 276 - 277
Tracy Kearns	Tikapa B6	Absolute	5.041666666671	191 GIS 276 - 277
Tracy Kearns	Tikiri X Nos 40, 41 and 42	Absolute	0.466671	191 GIS 276 - 277
Tracy Kearns	Tikiri X Road Lines	Absolute	0.216666666671	191 GIS 276 - 277

- Type in the Owner’s first and last name
- We recommend you use “%” (wildcard) when you are searching for the first time for an owner
- Click “Search”
- Click on the “Owner name” (coloured green and underlined)



TIP: Make sure you try all the different names an owner might be known by including nicknames, married names, adopted, whāngai, Māori names, and names that may have been spelt incorrectly.

Step 3

3.1 SUBMITTING AN ENQUIRY

a. On the “Create account” page, at the bottom, click “Submit Enquiry”

The screenshot shows the 'Pātaka Whenua' page on the Te Kōwhiri Whenua Māori website. The page title is 'Kia ora' and it includes a navigation menu on the left with 'Dashboard', 'Block Map', and 'Search'. The main content area has a 'Nau mai ki Te Kōwhiri Whenua Māori.' header with 'Register' and 'Login' buttons. Below this, there is a list of services users can perform online, such as 'Succession (when grant of administration held)', 'Transmission by survivorship or determination of life interest', and 'Dispute resolution'. At the bottom of the page, there are two buttons: 'Submit application as guest user' and 'Submit enquiry', with the latter being circled in red. A footer note provides an email contact: mktewaharoa@justice.govt.nz.



TIP: If you have chosen not to register, your enquiry details will not be saved if you leave the page or cancel.

b. Enter your enquiry details

The screenshot shows the 'Enter your enquiry details' form on the Te Kōwhiri Whenua Māori website. The form is titled 'Enter your enquiry details' and includes a warning message: 'If you have chosen not to register, your enquiry details will not be saved if you leave the page or cancel.' The form is divided into three sections: 'Personal details', 'Address details', and 'Enquiry details'. The 'Personal details' section includes fields for 'First name(s)', 'Middle name(s)', 'Last name(s)', 'Email', and 'Phone'. The 'Address details' section includes a dropdown for 'Address type' (set to 'Physical address'), and fields for 'Address line 1', 'Suburb', 'Town or City', 'Region', 'Postal Code', and 'Country' (set to 'New Zealand'). The 'Enquiry details' section is partially visible at the bottom.

- a. Upload any documents as required
- b. Enter the **CAPTCHA** details (as shown on the screen)
- c. Then click “Submit”

The screenshot shows the 'Pātaka Whenua' form on the Te Kooti Whenua Māori website. The form is titled 'Pātaka Whenua' and includes a 'Message' field, an 'Attachments' section with an 'Upload document(s)' button, a CAPTCHA section with a refresh icon and a 'Submit' button. The CAPTCHA image shows the characters '6x8cd4'. The 'Submit' button is located at the bottom right of the form.



TIP: Any fields with a red asterix * must be filled in.

3.2 SUBMITTING AN APPLICATION

- a. On the “Create account” page, at the bottom, click “Submit application as guest user”

Te Kōwhiri Whenua Māori
Māori Land Court

Pātaka Whenua

Create account | Login | Māori Land Court >

Dashboard

Block Map

Search

Kia ora

Nau mai ki Te Kōwhiri Whenua Māori.

Register Login

Welcome to Māori Land Court online services. Here you can:

- ask us a question - use the 'submit enquiry' button below
- access Māori land information - use the menu on the left to search Māori land blocks, land ownership, and trusts, and to view Court documents
- file a Court application - either use the button above to register with us before you start (so you can save your application and come back to finish it later), or continue as a guest user using the button below

You can make these applications online:

- Succession (when grant of administration held)
- Succession (when no grant of administration held)
- Transmission by survivorship or determination of life interest
- Vesting order
- Constitute a whānau trust
- Constitute an ahu whenua trust
- Add, replace, or remove trustees
- Occupation order
- Dispute resolution
- Application to the Chief Judge to remedy a mistake or omission in the Court record
- Search for a person's interests
- Succession to further interests
- Review trust
- Vary a trust
- Terminate a trust
- Vest land in trustees
- Enforce obligations of trust
- Change your name in our records

For any other application, please download the relevant application form [from our website](#) or visit your nearest MLC office.

Submit application as guest user Submit enquiry

You can also email us on info@maorilandcourt.govt.nz.

- b. Select the application that you want to file from the drop-down box

Te Kōwhiri Whenua Māori
Māori Land Court

Pātaka Whenua

Create account | Login | Māori Land Court >

Cancel

File your court application(s)

Please select an application from the menu below
For more information about application forms please go to the website <https://www.maorilandcourt.govt.nz/>.

File your court application(s)

General Form of Application

Application To The Chief Judge

Application For A Search

Application For Succession When Grant Of Administration Held

Application For Succession When No Grant Of Administration Held

Application For Transmission By Survivorship Or For Determination Of A Life Interest

Application For Vesting Order

Application To Constitute A Whānau Trust

Application To Constitute An Ahu Whenua Trust

Application To Add, Reduce, Replace or Remove Trustees

Application For An Occupation Order

Application For Dispute Resolution

Fee

Start Application →

- c. Fill in fields as appropriate
- d. Upload any documents as required



TIP: If your application form is not showing, please visit [Submit an application | Māori Land Court](#) which will give you different options for logging an application.